
LAND 海胶集团

为 国 利 民 披 荆 斩 棘

2024

601118

2025 5 20

2024

		3
		4
		5
1	2024	5
2	2024	6
3	2024	12
4	2024	2025 16
5	2024	17
6	2024	19
7	2025	20
8	2025	21
9	2025	24
10	2025	25
11	2025	34
12	2025	37
	2024		

0



2024

1

2024

2

0

//

2025 5 20 15:00

1

2

3

4 2024

5

1

2

3

6

7

8

9

10

1

2024

“ ” “ ”

2024

2024

2 ——

2024

www.sse.com.cn

2025 5 20

EU

25% "

"

"



"

KM

2024

" 1+5+X"

"

"

î L

"

2024

"

EUDR

2

"

"

2024

2

5

6

2024

166

235

2024

ë

ê



2025

2025

MA

2025

2025

AA



2025 H,X8Cz

3

2024

2024

2024

4

16

2024 4 28		2023
		(,
		(,
		m
		(,
		(,
		2024
		(,
		2024
1/		
2024 8 27		2024
		2024
~		2024



8 —

2022

2025

2025

2025



2025 5 20

2024

2025

2024

2025

2024

1

91.87

2024 10 10

2

127.32

2024 1-3
4-12

3

/

4

/

505W

5

2024


2024

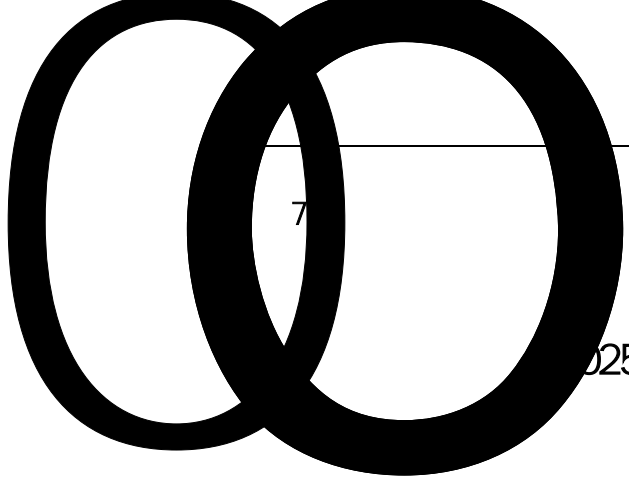
2024

2024	496.73	31.80%	ê
1.35	-0.86	1.03	
		-5.81	0.0242
	1.05%		
2024 12 31	360.70	247.71	
	112.99		

2024

			2024	
	317,669,658.61			
1,710,613,379.13	10%		31,766,965.86	
2024	2023		89,440,039.46	
	1,907,076,032.42			
	2024	4,279,427,797		10
	0.109			46,645,762.99
2024				45.12%
	1,860,430,269.43			
		46,645,762.99	89,440,039.46	0
		0	0	0
32		103,389,020.00	297,124,723.08	76,399,653.34





7


2025



2025

2024

2025



2025

2025

"

25 0

2025

2024

		2024	2024	
	Archi pel ago Rubber Tradi ng Pte. Ltd.	90,000.00	70,878.77	
	PT. Ki rana M@gatara	27,000.00	3,088.61	
		11,000.00	8,647.97	
		3,000.00	58.03	
		8,031.00	7,206.69	
		1,700.00	1,868.28	
	Archi pel ago Rubber Tradi ng Pte. Ltd.	21,085.80	3,075.34	
		1,500.00	73.37	
		22,000.00	20,200.05	
		2,597.30	2,962.54	
		300,000.00	41,000.00	2024 12 31
		487,914.10	159,059.65	

			2025	2024

2025

2025

2025

2025

60

2025

2024

2025 5 20

附錄



2025

2025

7

140,000

144,333 56.6% ± Nq

%

1.	70%					
Halcyon Agriculture Corporation Limited	68.10%	75.60%	25,870.6	74,333	47.29%	
China Rubber Technology Group Company Limited	100%	91.72%	-	70,000	44.54%	
	100%	78.44%	16,383.82	55,000	4.87%	
	100%	88.12%	3,413.06	20,000	1.77%	
	100%	71.45%	15,653.56	30,000	2.66%	
			4%			
2.	70%					
	80%	5.57%	-	5,000	0.44%	

S

	Hevea Cameroun S. A.	90%	108.62%	6,998.59	14,145	9.00%
	Hevea Cameroun Hevea S. A.	80%	111.2%	3,462.3	940	0.60%
	Corrie MacColl Europe BV	100%	47.71%	1,347.8	3,650	1.69%
	Hevea Global Pte Ltd	100%	66.33%	-	4,500	2.86%
	New Continent Enterprises Pte Ltd	100%	93.46%	-	-	-
R1	Hwah Yang Agro Industries Sdn Bhd	65%	30.32%	94.08	211	0.13%
	R1 International Malaysia Sdn Bhd	100%	73.75%	66.53	1,273	0.81%
	R1 International (India) Private Limited	100%	73.85%	67.35	1,016	0.65%


1

7,1884

2024 12 30

Ä Ó

5000



Halcyon Agri Corporation Limited
 180 Clemenceau Avenue, #05-02 Haw Par Centre, Singapore
 239922.

9.53

()

2024 12 31 209,316.4

158,302.3 51,014.1 75.6%

2024 377,712.3 -3,090.9

68.10%

China Rubber Technology Group Company Limited

2

2024 12 31 1,484,967.56

1,325,384.63 119,594.93

91.72% 2024 2,689,953.28 -45,406.39

100%

188 A-522

64,000

574

79

863, 542. 90

861.10

2,000
2

2024 12 343.

41, 623. 99

36, 678. 17

4, 945. 83

88. 12% 2024

374, 243. 86

1, 265. 15

100%

()

69

A116-1

3, 000

2024 12 31 13,697.4
5,535.4 7,162.0 47.71%
2024 22,692.2 26,743
100%
He% L



239922.

1,614

2024 12 31 16,075.4
10,663.3 5,412.1 66.33%
2024 .4

50

44

10

02P


205

02P

965





818 QI nencen AVUNA #0-05 H9 B9 CEMLE' 2289046



10

02P „ λ 44



100%

Hwah Yang Agro Industries Sdn Bhd

No. 31, 1st Floor, RH Plaza Centre, Lane 1, Jalan Lapangan
Terbang, 93350 Kuching, Sarawak, Malaysia

2024	12	31			673.52
204.21			193.86		90.3
469.31			30.32%	2024	Hwah Yang
1678.44			2.68		
R1		65%			

R1 International Malaysia Sdn Bhd

Suite 20B, Level 20 Sunway Tower, 86, Jalan Ampang 50450
Kuala Lumpur

500,000

2024	12	31			2763.6
2038.23			2025.25		342.83
725.37			73.75%	2024	R1
6069.77			54.88		
R1		100%			

R1 International (India) Private Limited

No: 10-1, Vanaraveera Sankirna, 5th Cross, 9th 'A'
Main, Jayanagar 2nd Block, Bangalore - 560011, Karnataka State, India.

958,379

2024	12	31			532.28
393.1			367.79		198.63
139.18			73.85%	2024	R1
5741.16			19.24		

R1 100%

39

12,000

2024 12 31 9,684.88 ,
3,336.21 , 6,348.67 , 318

11

2025

10.5

2025

12

2025

" "

2025

2025

" "

" "

" "

"

"

2025

59. 43

2025